



# FIBROMAX

Heavy-duty NC rotary tables

Heavy-duty NC rotary-linear tables

**FIBRO**

# FIBRO rotary tables move up to...

***FIBRO rotary tables are used in almost all branches of industry.***

The high degree of vertical integration at FIBRO, an extensive product range and innovative engineering guarantee the users of our products that with a FIBRO rotary table they will always have a highly accurate and reliable high-tech component.

**FIBROMAX SLR NC**  
rotary table for  
transported weights  
from 35 to 140 t and  
table Ø from 1450 mm

From machine tool manufacturer through contract manufacturer and parts supplier to highly automated assembly and production operations: When selecting the right rotary table solution, the decision is based on criteria such as indexing time, transported load, clamping area, positioning accuracy and manufacturing environment.



For machining as well as other production operations, FIBRO offers a selection of 4 different drive principles and over 80 standard models to meet any customer's individual requirements.


**FIBRO: We have your rotary table.**

# ... 140 t with an accuracy in the $\mu\text{m}$ range.

For flexible positioning in conjunction with rotary motion and simultaneous multi-axis machining of heavy loads, **FIBROMAX** NC rotary and rotary-linear tables offer the ideal characteristics and the associated benefits.

- Flexible positioning with an accuracy of  $\pm 2$  seconds of arc
- High repeatability in terms of radial and axial concentricity in the  $\mu\text{m}$  range
- Absorption of radial and axial forces by preloaded, heavy-duty combination radial/thrust bearings
- Increased tangential forces and reduced loads on gears through hydraulic table top clamping

**FIBROMAX SLR.DV.17**  
**NC rotary-linear table**  
for a transported load  
of up to 70 t and table  
top of 2000 x 2000 mm



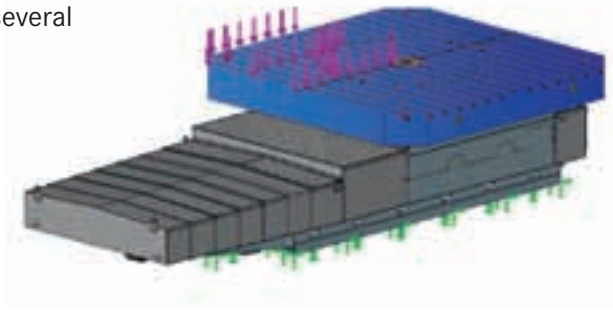
- Perfectly equipped for rotary milling and simultaneous machining thanks to preloaded bearings and electrically clamped drive (Twin Drive)
- Different types, configuration levels, and variants based on a modular concept for more flexibility
- Greater profitability from tested reliability, reduced maintenance expenses, longer service life and low energy consumption

# It's a matter of force and precision.

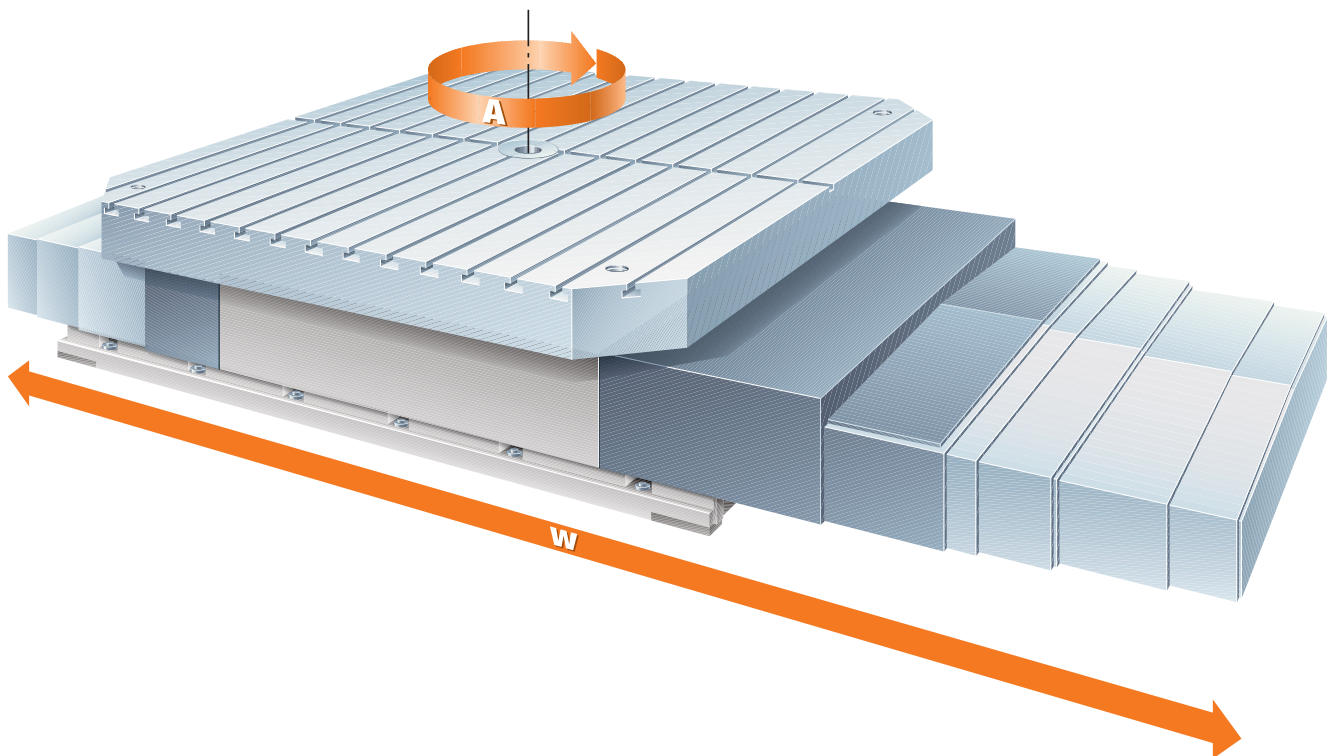
**Not new, but still true: The sum of the individual parts is greater than the whole.**

FIBRO rotary tables are known for their rigid mechanical design, perfectly matched drive and control technology and low maintenance requirements.

Day in and day out, large individual workpieces or several clamping fixtures holding heavy weights can be positioned accurately and machined with maximum precision in 3-, 4- or 5-axes simultaneously on **FIBROMAX** tables.



- |   |  |  |  |
|---|--|--|--|
| <p>Radial concentricity, axial runout and repeatability in the <math>\mu\text{m}</math> range</p> | <p>FIBRO's flow-of-force design ensures maximum rigidity</p> | <p>Axial load up to 1400 kN, torque up to 83 kNm</p> | <p>High-precision roller bearings in the rotary table and optimised ways for the linear axis</p> |
|---|--|--|--|



- |  |  |   |   |
|--|--|---|---|
| <p>Finite-element calculation ensures thermal and mechanical integrity</p> | <p>Absolutely backlash-free operation thanks to the FIBRO Twin Drive</p> | <p>Hydraulic clamping for high tangential force</p> | <p>Mechanical roller bearings save time and energy when traversing and pivoting</p> |
|--|--|---|---|

# And numerous fields of application.



*Stand-alone  
FIBROMAX rotary-  
linear tables in  
gantry milling  
machines for 5-axis  
machining of  
large workpieces*

**Standard or individual solutions – Your production must run in an optimal manner.**

Whether as a stand-alone rotary-linear table in a lateral/gantry (portal) milling centre or as an integrated rotary table – the particular design of your **FIBROMAX** table gives you the flexibility demanded by your range of workpieces. The FIBRO engineering department will be glad to provide fast and competent consultation whenever the technical requirements and production-specific circumstances require more than just a standard solution. **FIBRO: We have your rotary table.**

*FIBROMAX rotary  
table as the 4<sup>th</sup> axis  
in a gantry milling  
machine for machining  
of any kind of large part*

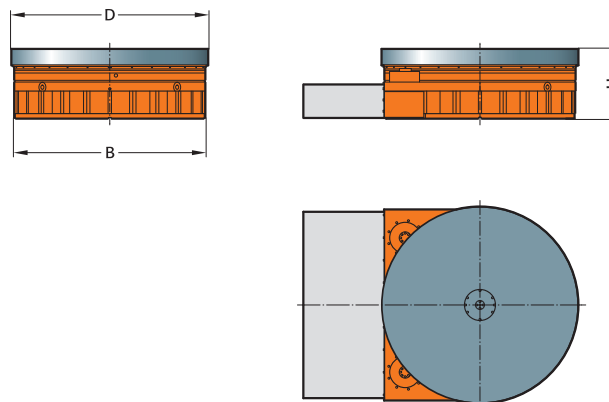


# The most important data at a glance. \*

FIBROMAX rotary table		SLR.14	SLR.17	SLR.21	SLR.26
<b>Transported load</b>	t	up to 50	up to 70	up to 100	up to 140
<b>Main dimensions</b>					
Table top round/square/rectangular	D mm	from 1450	from 1750	from 2150	from 2600
Standard overall height	H mm	620	620	720	800
Bearing O.D.	mm	1252	1552	1802	2352
Enclosure width	mm	1405	1705	2105	2605
<b>Capacities</b>					
Axial load, table top*	kN	350	550	700	1100
Tilting moment*	kNm	115	180	277	463
Torque, table top*	kNm	16	39	44	83
Tangential moment at hydraulic clamp pressure of 64 bar	kNm	50	85	140	230
<b>Accuracies</b>					
Positioning accuracy		depending on control and measuring systems: $\pm 2''$			
Radial concentricity	mm	0.01	0.01	0.015	0,015
Axial runout	mm	0.02	0.025	0.03	0,03
<b>Drive data</b>					
Table top speed* (standard)	rpm	7	3.5	3	1,7

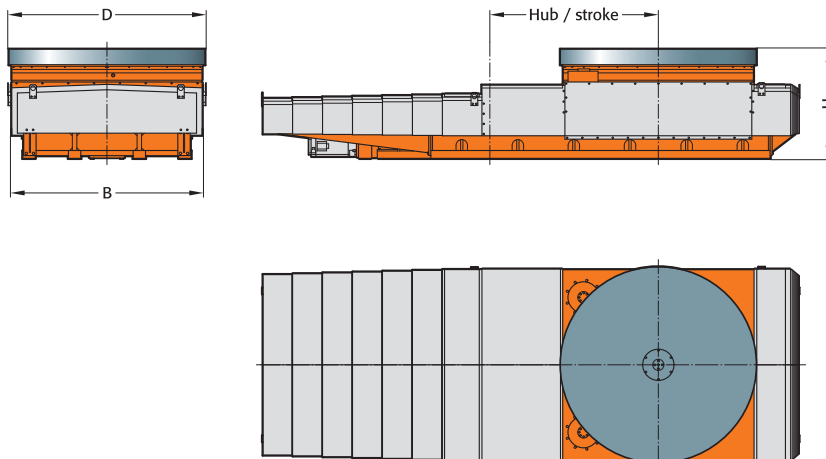
\*Speed, transported load and acceleration time depend on the moment of inertia and motor used (type and make).  
Values for standard table top.

\*Detailed data for specific planning can be found in the separate "FIBROMAX Data Sheet" at [www.fibro.com](http://www.fibro.com)



FIBROMAX rotary-linear table		SLR.DV.14	SLR.DV.17	SLR.DV.21	SLR.DV.26
<b>Transported load</b>	t	up to 50	up to 70	up to 100	up to 140
<b>Main dimensions</b>					
Table top round/square/rectangular	D mm	from 1450	from 1750	from 2150	from 2600
Travel along linear axis in 500 mm increments					
Total width, sliding unit	B mm	1405	1705	2105	2605
Overall height, incl. rotary table with					
Standard overall height	H mm	980	980	1120	1200
Bearing O.D.	mm	1252	1552	1802	2352
<b>Capacities</b>					
Axial load, table top*	kN	350	550	700	1100
Tilting moment*	kNm	115	180	277	310
Torque, table top*	kNm	16	39	44	83
Tangential moment at hydraulic clamp pressure of 64 bar	kNm	50	85	140	230
Axial force on ball screw	kN	20	40	40	40
Lateral force on linear axis	kN	400	600	600	600
Number of slideways		3	4	4	4
<b>Accuracies</b>					
Positioning accuracy		depending on control and measuring systems: $\pm 2''$			
Radial concentricity	mm	0.01	0.01	0.015	0,015
Axial runout	mm	0.02	0.025	0.03	0,03
Positioning accuracy linear axis	mm	0.02	0.02	0.02	0,02
<b>Drive data</b>					
Table top speed*	rpm	7	3.5	3	1,7
Travelling speed, linear axis	m/min	12	12	12	10

\*Speed, transported load and acceleration time depend on the moment of inertia and motor used (type and make).  
Values for standard table top.





## Rotary Tables

### **FIBRO GmbH**

**DE**

#### **Business Area Rotary Tables**

**Weidachstraße 4 1-43**

**D-74 189 Weinsberg**

**Phone +49/71 34/73-0**

**Fax +49/71 34/73-1 20**

**info@fibro.de**

### FIBRO GmbH

**CH**

Business Area Rotary Tables

Brüggbühlstraße 70

CH-3172 Niederwangen b. Bern

Phone +41/31/981 07 52

Fax +41/31/981 07 53

sales.ch@fibro.com

### FIBRO France SARL

**FR**

Département Plateaux Diviseurs

19/21, rue Jean Lolive

F-93170 Bagnolet

Phone +33/1/43 62 18 80

Fax +33/1/48 18 73 47

info@fibro.fr

### FIBRO Inc.

**US**

Business Area Rotary Tables

139 Harrison Avenue

US-Rockford, IL 61104

Phone +1/815/2 29 13 00

Fax +1/815/2 29 13 03

info@fibroinc.com

### FIBRO Asia Pte.Ltd.

**SG**

121 Genting Lane

2<sup>nd</sup> floor

SG-Singapore 349572

Phone +65/68/46 33 03

Fax +65/68/46 33 02

info@fibro-asia.com

[www.fibro.com](http://www.fibro.com)

# FIBRO